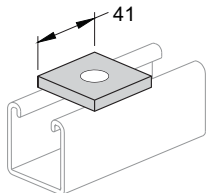


Channels Connections

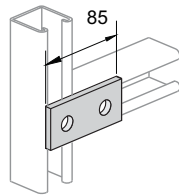
This part offers a full section of fittings and accessories to complete Denplex framing systems.

Standard Finishes: Hot Dip Galvanized .

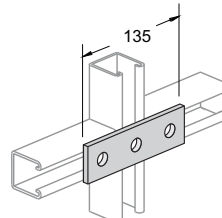
Fitting Specifications (unless noted) : Hole Size 13.0mm Diameter; Hole Spacing 20.0mm from end and 48.0 mm on center; Width 41.0mm; Thickness , 6.0mm (Order hardware separately).



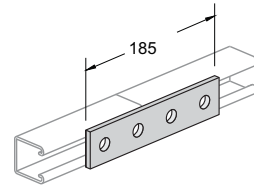
DCC-SP01



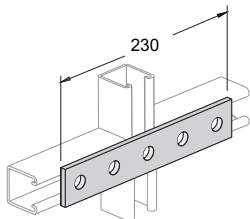
DCC-SP02



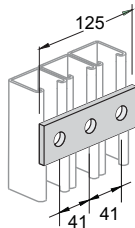
DCC-SP03



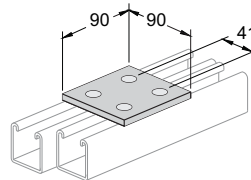
DCC-SP04



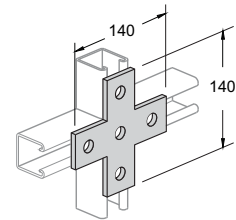
DCC-SP05



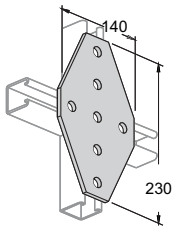
DCC-SP06



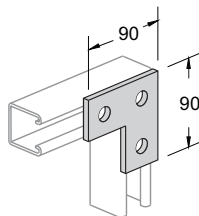
DCC-SP07



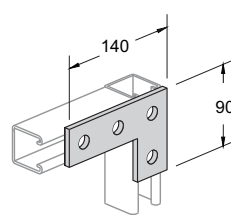
DCC-PP01



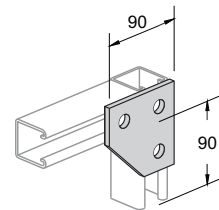
DCC-PP02



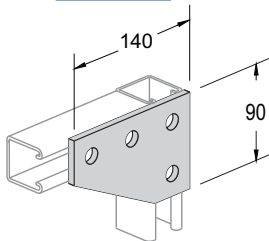
DCC-LP01



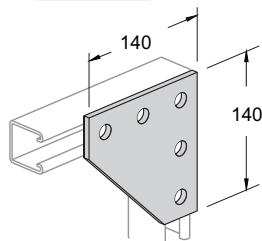
DCC-LP02



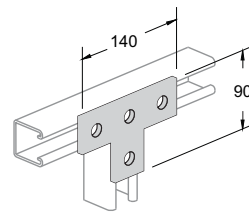
DCC-LP03



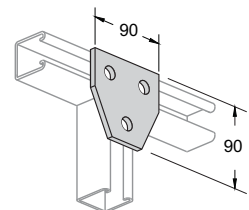
DCC-LP04



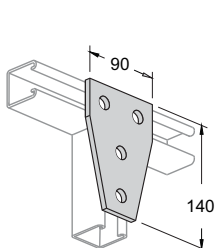
DCC-LP05



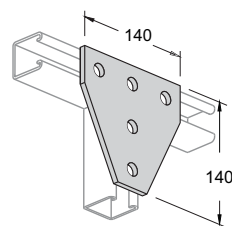
DCC-TP01



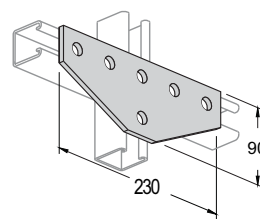
DCC-TP02



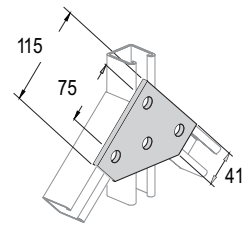
DCC-TP03



DCC-TP04

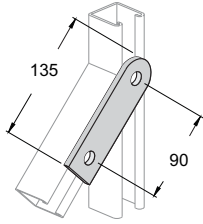


DCC-TP05

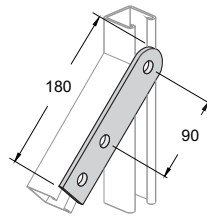


DCC-45P01

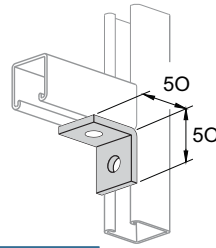
Channels Connections



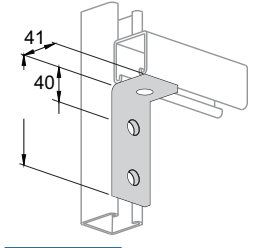
DCC-AP01



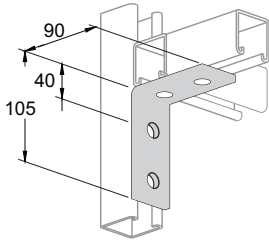
DCC-AP02



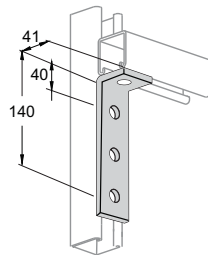
DCC-LB01



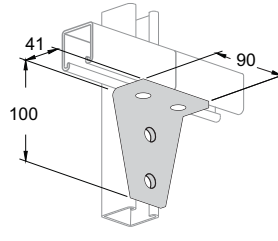
DCC-LB02



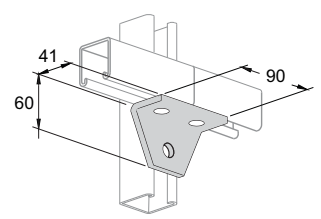
DCC-LB03



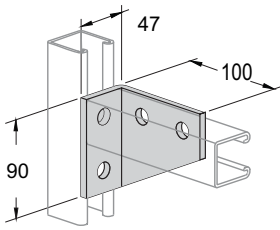
DCC-LB04



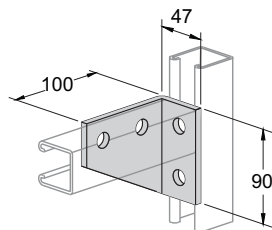
DCC-LB05



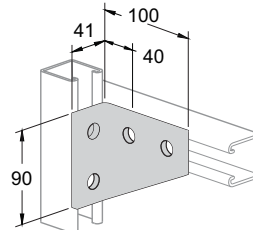
DCC-LB06



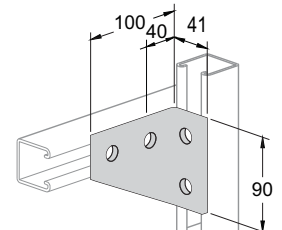
DCC-LB07



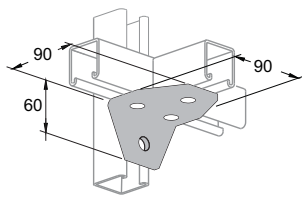
DCC-LB08



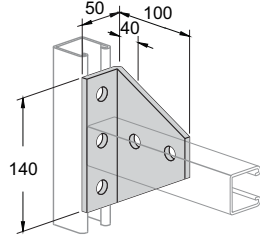
DCC-LB09



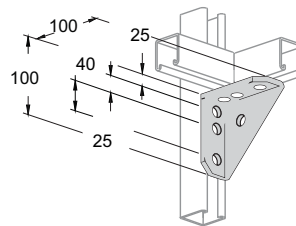
DCC-LB10



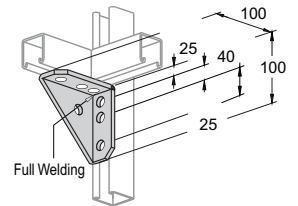
DCC-LB11



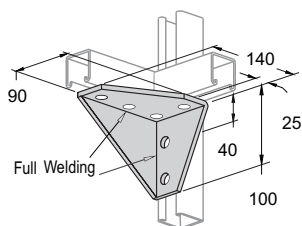
DCC-LB12



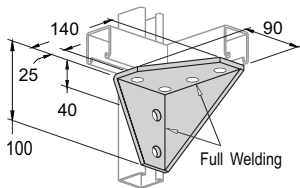
DCC-LB13



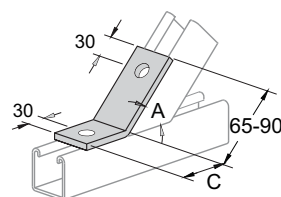
DCC-LB14



DCC-LB15

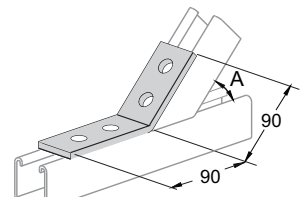


DCC-LB16



A: 35 -85°

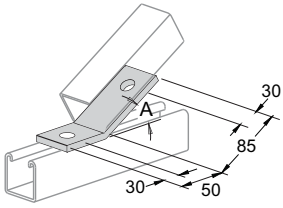
DCC-AB01



A: 10 -85°

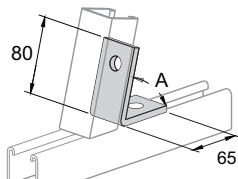
DCC-AB02

Channels Connections



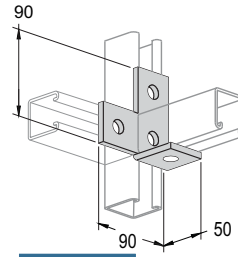
A: 10 - 30°

DCC-AB03

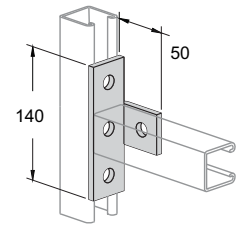


A: 35 - 85°

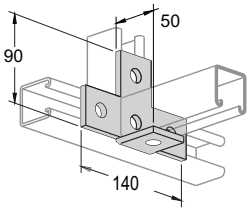
DCC-AB04



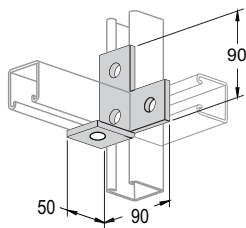
DCC-TB01



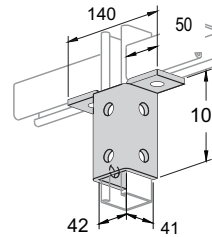
DCC-TB02



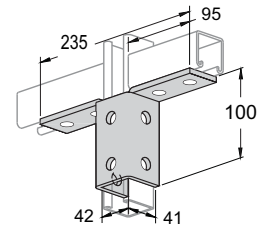
DCC-TP03



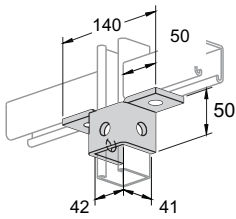
DCC-TP04



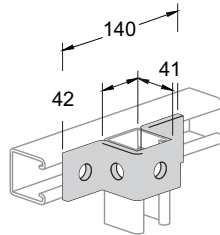
DCC-DW01



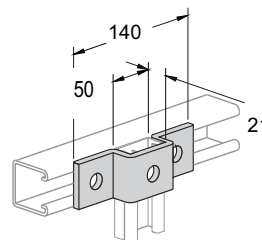
DCC-DW02



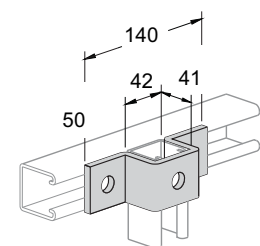
DCC-DW03



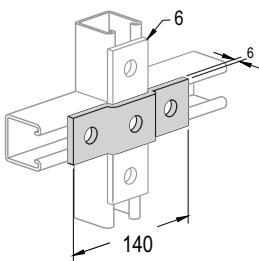
DCC-UW01



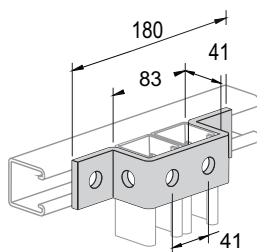
DCC-UW02



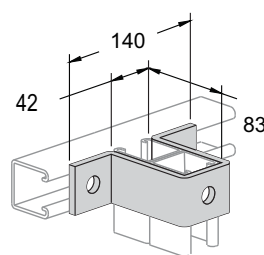
DCC-UW03



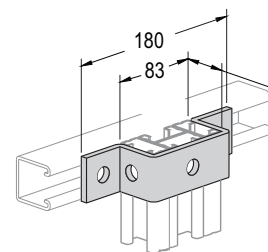
DCC-UW04



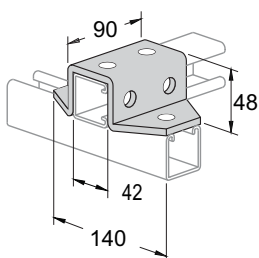
DCC-UW05



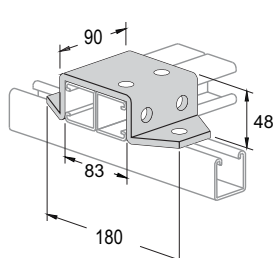
DCC-UW06



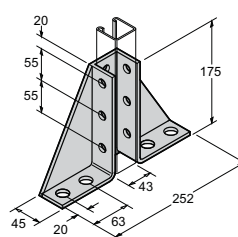
DCC-UW07



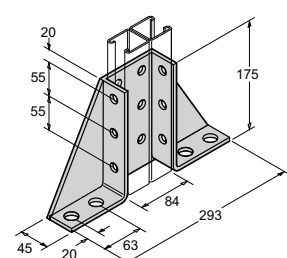
DCC-UW08



DCC-UW09



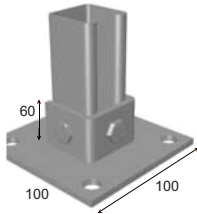
DCC-SGB01



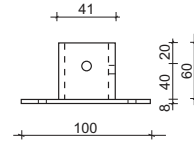
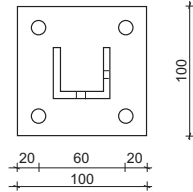
DCC-DGB01

Base Plate

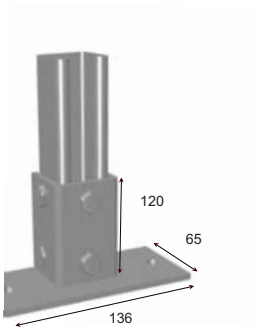
Base Plate with Single Fix



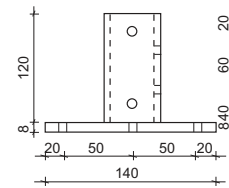
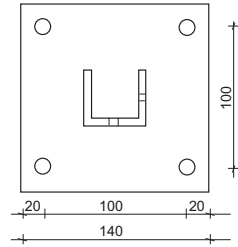
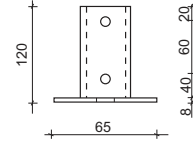
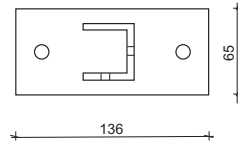
DCC-BPS01



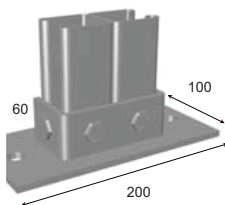
Base Plate with Double Fix



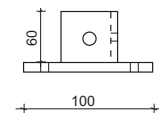
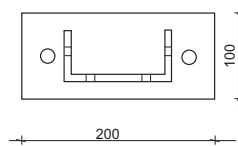
DCC-BPS02



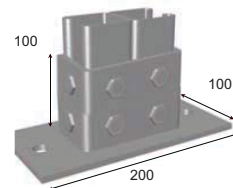
Base Plate with Double Channel



DCC-BPD01



Base Plate with Double Channel Double Fix



DCC-BPD02

